


WHAT SHOULD I PRUNE FOR A HEALTHY TREE?

- 1 Competing leaders
(remove weaker branches)
- 2 Malformed branches
- 3 Branches that are growing from the same spot or on the same plane next to each another
- 4 Branches that have a narrow attachment
- 5 Weak growth in the canopy
("water sprouts" - will not bear fruit)
- 6 Weak growth coming from the base of the tree (suckers)
- 7 Crossing branches that will rub or grow into one another (remove the smaller of the two, or weaker branch)
- 8 Broken or diseased branches
- 9 Branches growing towards the center of the tree
- 10 Crowded branches



Let us
show you how
to properly
plant a
tree.

THE TREE DADDY

LLC

Turf | Landscape | Snow Removal

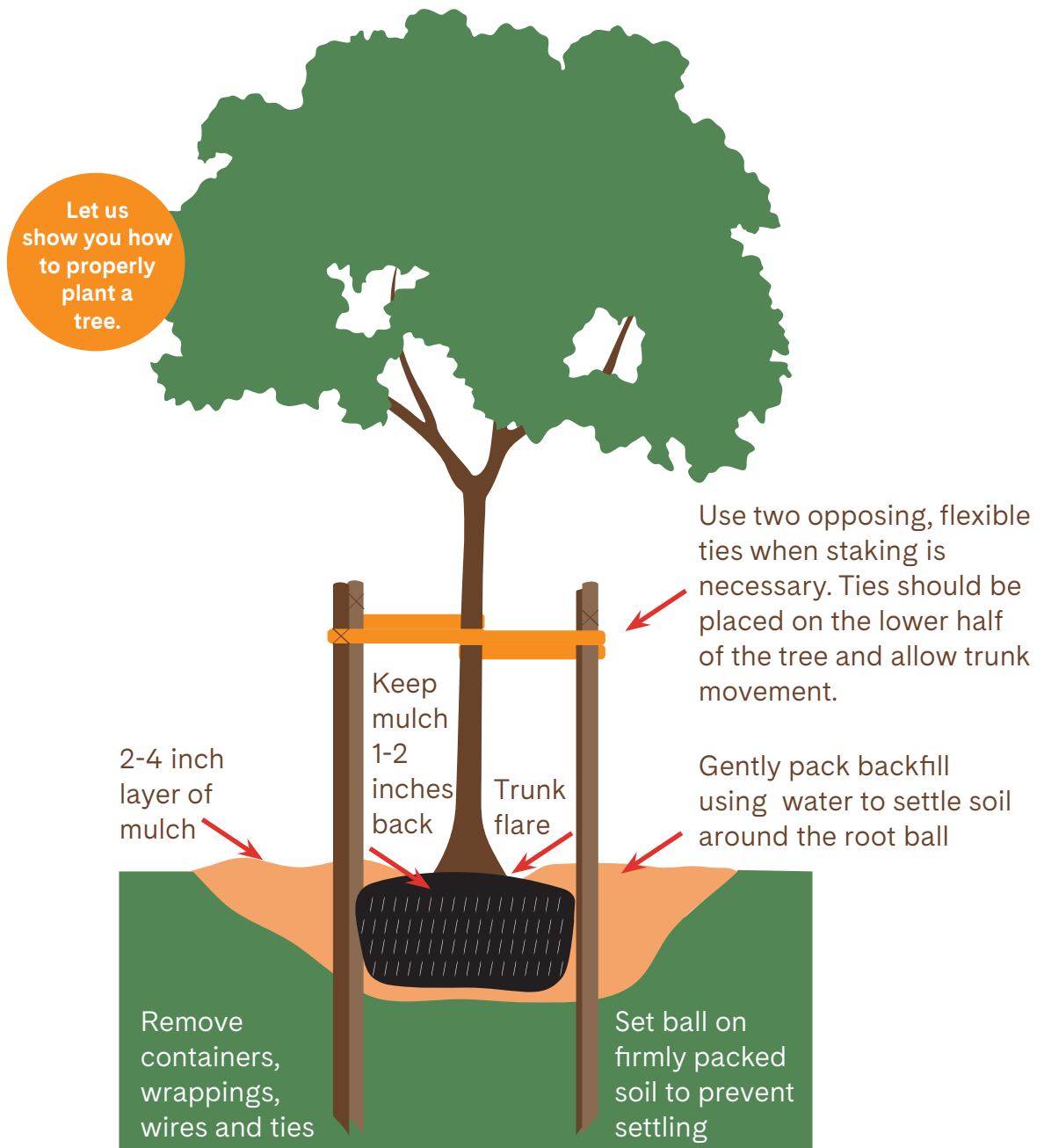
ONE GENERATION PLANTS A TREE, ANOTHER GETS THE SHADE

Chinese Proverb

402 750 6511

TheTreeDaddyNeb@gmail.com

HOW DO I PROPERLY PLANT A TREE?



ONE GENERATION PLANTS A TREE, ANOTHER GETS THE SHADE

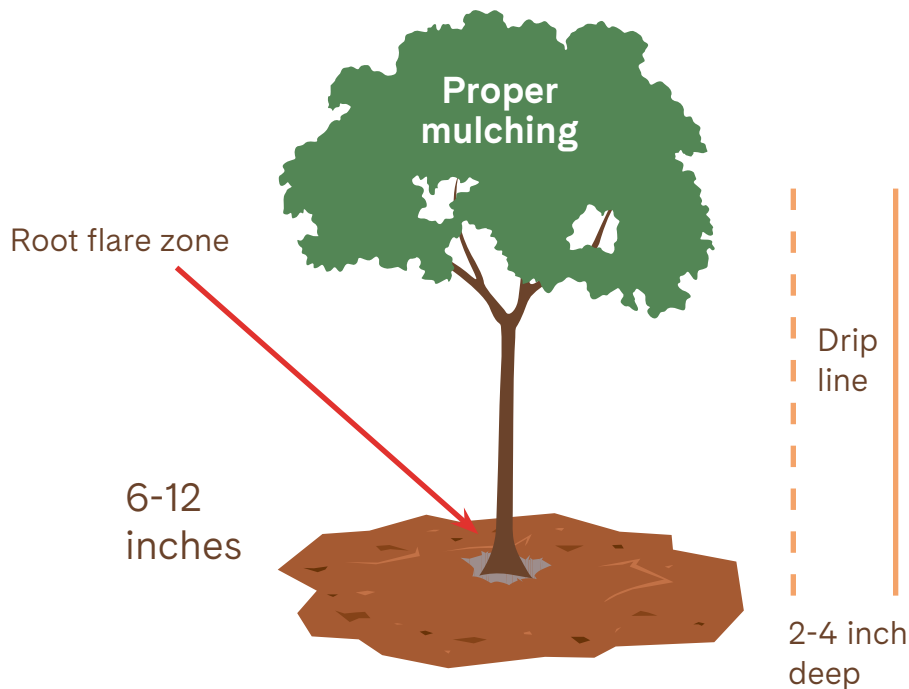

Chinese Proverb

402 750 6511

TheTreeDaddyNeb@gmail.com

HOW DO I PROPERLY MULCH?

Let us
show you how
to properly
plant a
tree.



ONE GENERATION PLANTS A TREE, ANOTHER GETS THE SHADE

Chinese Proverb

402 750 6511

TheTreeDaddyNeb@gmail.com